


# HOW TO MAKE A SINGLE COLOUR GRANNY SQUARE

NATASJA KING  
BLOG:  
[crochettime.wordpress.com](http://crochettime.wordpress.com)  
EMAIL:  
[crochettime@gmail.com](mailto:crochettime@gmail.com)

Once you've made your first granny square, you'll be hooked on crochet. A granny square is what crochet is all about: easy to learn and quick to do, with lots of room to personalise and play.




Written in US crochet terms.





Chain 3 (count as first DC)




One more DC into circle space. Shell made.



Chain 2. Corner made.



3 DC. Shell made.



Chain 2. Corner made.



3 DC. Shell made.



Chain 2. Corner made.



Slip stitch into 3rd (top) chain of starting chain.





Round 1 completed.




Chain 3. Counts as the 3rd DC of the corner space to the right.



Chain 1. (Four chains in total.)



Make one shell (made up of 3 DC) in corner space of round 1.





Chain 2. Corner made.




Make one shell in corner space of round 1. Shell + 2 chains + shell make up Corner Shell.








Continue making Corner Shells  
seperated by one chain.



For final Shell of Corner Shell  
make 2 DC.

Slip stitch into the 3rd (top) chain  
of starting chain, thereby  
completing the final Shell  
of Corner  
Shell.



Round 2 completed.



Start Round 3 by making slip stitch into chain space of Round 2.




Chain 3. Counts as first DC of Shell.



2 DC in chain space of Round 2 to complete Shell.







Chain 1 and slip stitch into 3rd (top) chain of starting chain.



Round 3 completed.



Chain 4. Counts as 1 DC + 1 chain.







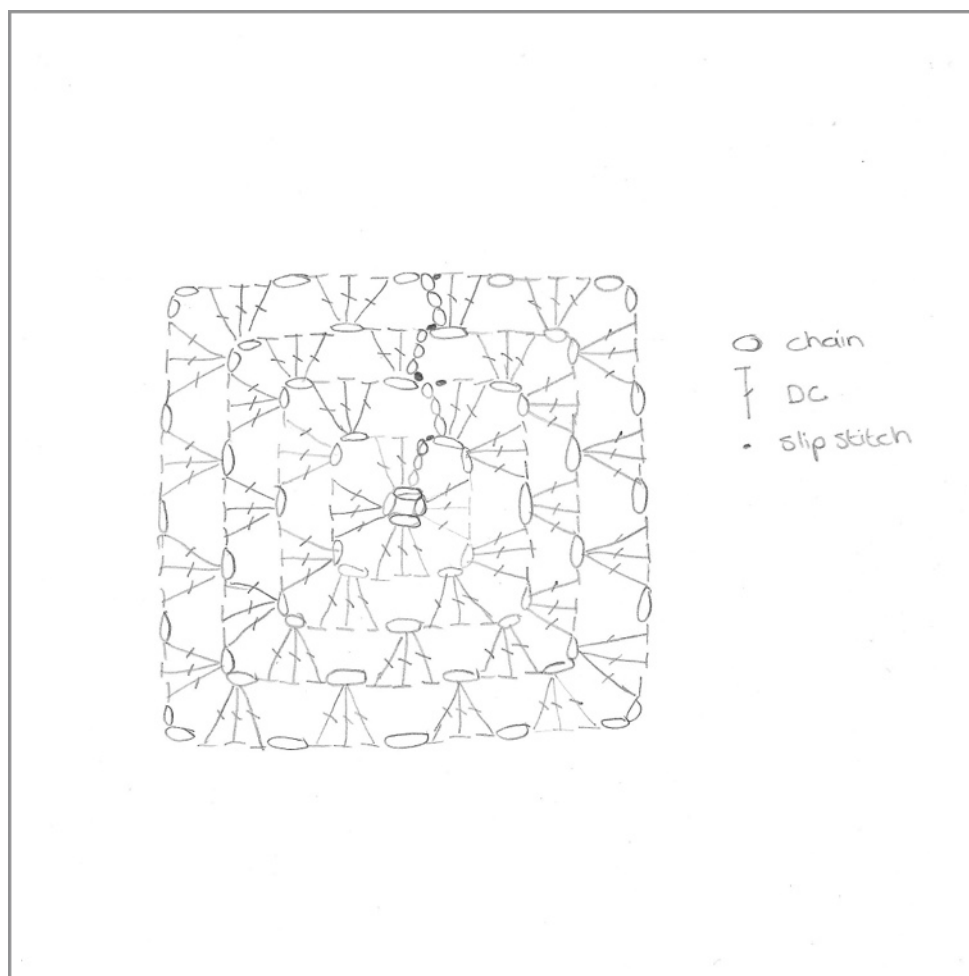
Slip stitch into 3rd (top) chain of starting chain.  
Round 4 completed.



3 Chain (counts as first DC of shell), 2 DC in chain space  
of Round 4. Continue making Corner Shells in every  
corner space, and Shells in chain spaces, each Shell  
seperated by 1 chain.







In UK crochet patterns, the Double Crochet (DC) will be called a Treble (TR).

However, the symbol for a Double Crochet / Treble in a crochet diagram looks the same.